

PW4008-430

30-dB Directional Coupler, 8 to 40 GHz

Features

- ✓ Compact size and lightweight
- ✓ Broadband
- ✓ Low insertion loss
- ✓ High directivity
- ✓ Flat coupling ratio
- ✓ Low VSWR

Benefits

- ✓ Commercial off-the-shelf (COTS)

Product Overview

PW4008-430 is a high-performance Directional Coupler. It features excellent insertion loss and directivity from 8 to 40 GHz.

The isolation port is plugged with a 50Ω termination.



Related Products

Part Number	Description
PW4008-403	Quadrature Hybrid, 8 to 40 GHz
PW4008-410	10-dB Directional Coupler, 8 to 40 GHz
PW4008-420	20-dB Directional Coupler, 8 to 40 GHz
PW4010-101	Quad-Ridged Horn Antenna, 10-40 GHz
PW1040-400	L+S-Band Bias Tee

Information furnished by PlaneWave, Inc. is believed to be accurate and reliable. However, no responsibility is assumed by PlaneWave for its use, nor for any infringements of patents or other rights of third parties that may result from its use.

Electrical Specifications

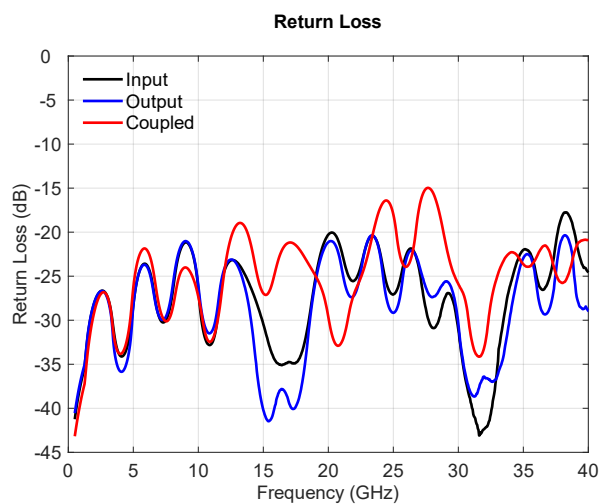
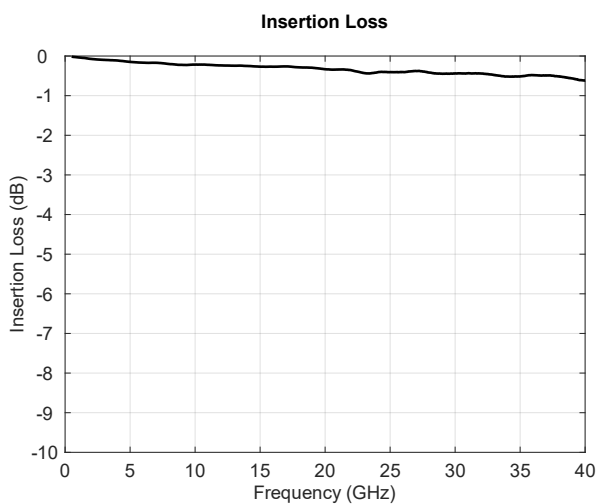
Parameter / Condition	Min	Typ	Max	Unit
Operating Frequency	8		40	GHz
VSWR			1.5:1	
Insertion Loss		0.5	1	dB
Directivity	13			dB
Coupling	29	30	32	dB

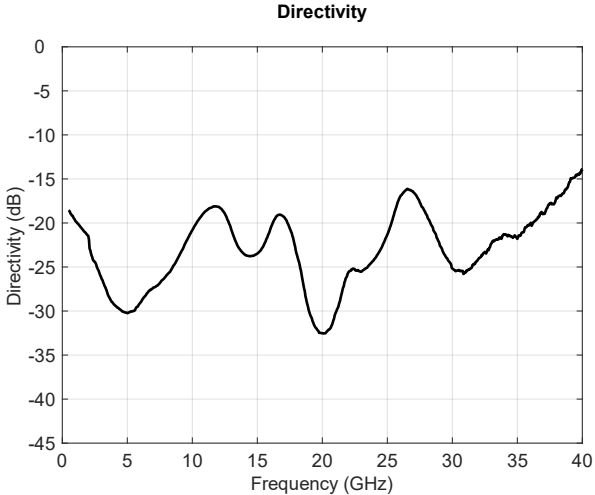
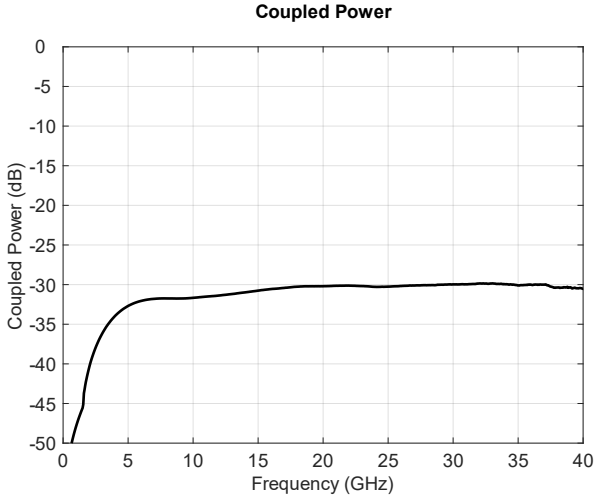
Mechanical Specifications

Parameter / Condition	Value	Unit	Limits
Connector	2.92 mm Female		
Mass	30	g	Max

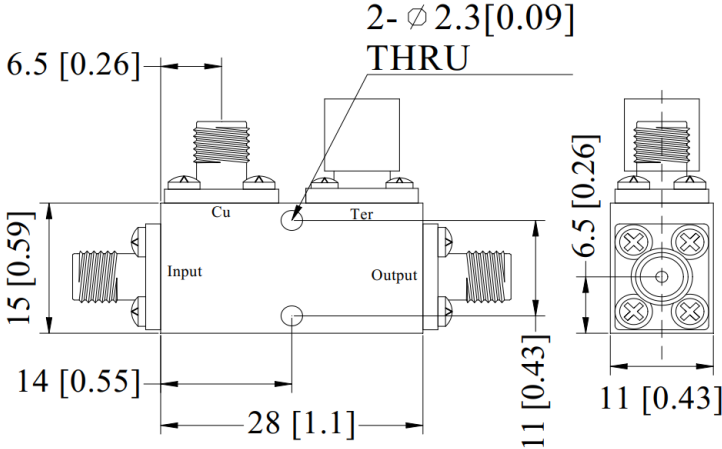
Environmental Specifications

Parameter / Condition	Min	Typ	Max	Unit
Operating Temperature	-40		85	°C
Storage Temperature	-70		100	°C





Mechanical Outline



Dimensions shown in millimeters [inches]

Contact PlaneWave, Inc.

6925 Canby Ave, Ste 110
Reseda, CA 91335

www.planewaveinc.com
sales@planewaveinc.com